


Digital Animation

Lesson 2
Techniques of Animation





GRADING CRITERIA

LO	Pass	Merit	Distinction
	The assessment criteria are the Pass requirements for this unit.	To achieve a Merit the evidence must show that, in addition to the Pass criteria, the candidate is able to:	To achieve a Distinction the evidence must show that, in addition to the pass and merit criteria, the candidate is able to:
1. Understand the types and uses of animations	<p>P1: Explain the different techniques for animation</p> <p>P2: Describe the uses for digitised animation in the media</p>	M1: Assess the suitability of animations for the target audience	D1: Compare the different styles of animations across global cultures
2. Be able to plan an animation to a client brief	<p>P3*: Develop concept ideas and sequence for an animation to meet a client brief <i>(*Synoptic assessment from Unit 2 Pre-production and planning)</i></p> <p>P4*: Create a pre-production plan for the animation <i>(*Synoptic assessment from Unit 2 Pre-production and planning)</i></p>	M2*: Complete a SWOT analysis for the intended animation for the client <i>(*Synoptic assessment from Unit 2 Pre-production and planning)</i>	
3. Be able to create a planned animation	<p>P5: Create the content for the animation</p> <p>P6: Complete and edit the animation content in line with the plan</p>	M3: Optimise the content for use in the final animation	D2: Justify the choice of animation technique for the frame rate and duration

Learning Outcome

Research and Identify the different techniques used to bring animation to life.



Learning Outcome

Research and Identify the different techniques used to bring animation to life.

Last time...

We discovered different types of animation:

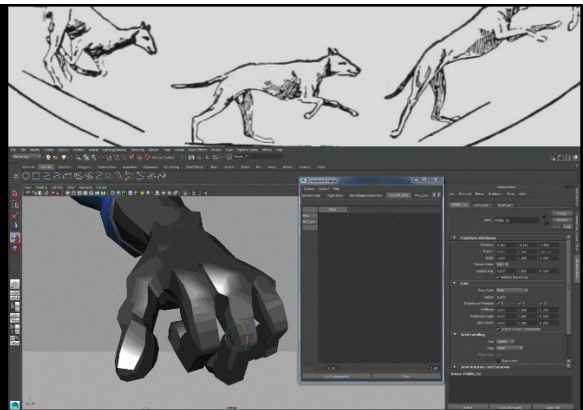
- > line drawing
- > cel animation
- > hand-drawn animation
- > rotoscoping
- > live action animation
- > stop motion (e.g. claymation)
- > 2-D/3-D animation (e.g. computer-generated images)
- > character animation

Write a two line explanation in your own words describing what each of the types above are.

Pros & Cons

- > line drawing
- > cel animation
- > hand-drawn animation
- > rotoscoping
- > live action animation
- > stop motion (e.g. claymation)
- > 2-D/3-D animation (e.g. computer-generated images)
- > character animation

Make a Pros and Cons list for 3 of these animation types...
BUT FIRST...



Learning Outcome

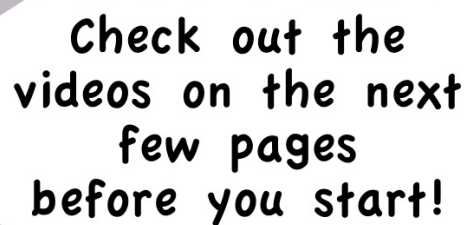
Research and Identify the different techniques used to bring animation to life.



Pros & Cons

When making your pros and cons list think about:

- > **Different Durations** such as advert (30secs) children's cartoons (5-10mins); full animated film (90mins+)
- > **Resources and Constraints** (e.g. software and hardware) that need to be considered when planning an animation.



Check out the
videos on the next
few pages
before you start!



Learning Outcome

Research and Identify the different techniques used to bring animation to life.



Morr Meroz
filmmaker / animator

After completing my first 3D animated short film

**How to
make an
animation**

Howcast.com

Claymation Basics

How to
make an
claymation

You will need to research the rest!
Use the website to help!

Create

Create your pros and cons list for any three animation techniques.

Then:

DISCUSS the different durations for the different types and how these durations convey the intended message or theme to the target audience...



Learning Outcome

Research and Identify the different techniques used to bring animation to life.

Plenary



Learning Outcome

Research and Identify the different techniques used to bring animation to life.



How have you met today's learning objective?



U10 L01 P1

Explain the different techniques for animation

You must explain the different genres (at least 2) and uses of digital animations (at least 2). You must give examples to illustrate your explanation.

Create a presentation with images and speaker notes OR
Create a video complete with clips/stills from various animations and a comprehensive voice over.

Embed them on the blog.

More info on the checklist & virtual tutor!