


Digital Animation

Lesson 4
Animation Studios





GRADING CRITERIA

LO	Pass	Merit	Distinction
	The assessment criteria are the Pass requirements for this unit.	To achieve a Merit the evidence must show that, in addition to the Pass criteria, the candidate is able to:	To achieve a Distinction the evidence must show that, in addition to the pass and merit criteria, the candidate is able to:
1. Understand the types and uses of animations	 P2: Describe the uses for digitised animation in the media	M1: Assess the suitability of animations for the target audience	D1: Compare the different styles of animations across global cultures
2. Be able to plan an animation to a client brief	P3*: Develop concept ideas and sequence for an animation to meet a client brief <i>(*Synoptic assessment from Unit 2 Pre-production and planning)</i> P4*: Create a pre-production plan for the animation <i>(*Synoptic assessment from Unit 2 Pre-production and planning)</i>	M2*: Complete a SWOT analysis for the intended animation for the client <i>(*Synoptic assessment from Unit 2 Pre-production and planning)</i>	
3. Be able to create a planned animation	P5: Create the content for the animation P6: Complete and edit the animation content in line with the plan	M3: Optimise the content for use in the final animation	D2: Justify the choice of animation technique for the frame rate and duration

Learning Outcome

Review the themes, environments and characters of each studio.


Themes



Learning Outcome

Review the themes, environments and characters of each studio.

Look at the film characters below, have you seen any of these films? What were the narrative themes?



What is the link between



The Model



Learning Outcome

Review the themes, environments and characters of each studio.

It could be suggested that different animations from the same studio can reveal of the range of themes that studio likes to cover. Watch these below - what are the themes conveying through environments and characters?



Review



Environments:

The world in which the story takes place

Themes:

The "morals" of the story.

Characters:

The people within the story.

In a group..

Choose an animation studio from the list on the next page and review the common themes explored within these studios. Explore the themes in terms of how they are created through chosen environments and characters traits.

You will refer to 1-3 pieces of animation from that studio and present your findings to the class.

(Use the weblinks to help!)

Have a go!




Learning Outcome

Review the themes, environments and characters of each studio.



Learning Outcome
Review the themes, environments and characters of each studio.

Studio Ghibli
Pacific Data Images
Madhouse
Hanna-Barbera Productions
Warner Bros. Animation
Nickelodeon Animation Studios
Nippon Animation
Pixar
Walt Disney Animation Studios
Industrial Light and Magic



Useful Links LO1

- Types of Animation Styles 1
- Types of Animation Styles 2
- Types of Animation Styles 3
- How to make a Live Action Animation
- Target Audience 1
- Target Audience 2
- Target Audience 3
- Target Movie 1
- Target Movie 2
- Target Movie 3
- Target Movie 4
- Animation Studio 1
- Animation Studio 2
- Influential Animation Studios
- Storytelling in Animation
- Story Ideas
- Harryhausen
- Stop Motion 1
- Stop Motion 2

The Animation Studios

Go back a slide to discuss when done

Discuss

Present your findings to the group.



Learning Outcome

Review the themes, environments and characters of each studio.

Plenary



Learning Outcome

Review the themes, environments and characters of each studio.



How have you met today's learning objective?