

Unit 17: Visual and Special Effects

Lesson 1

CAMBRIDGE TECHNICALS DIGITAL MEDIA YEAR 1
Visual and Special Effects

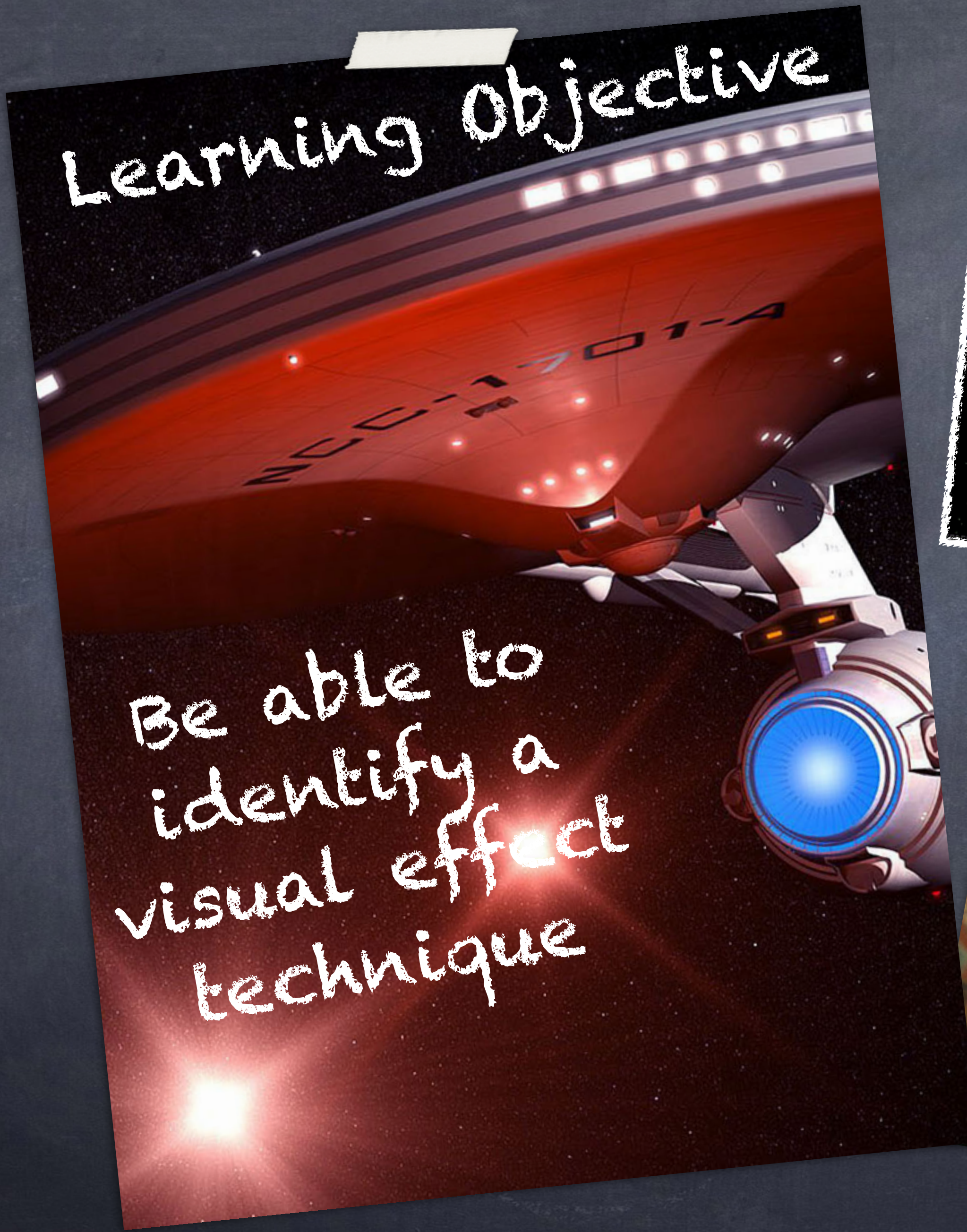


Mark Scheme

GRADING CRITERIA



LO	Pass	Merit	Distinction
	The assessment criteria are the Pass requirements for this unit.	To achieve a Merit the evidence must show that, in addition to the Pass criteria, the candidate is able to:	To achieve a Distinction the evidence must show that, in addition to the pass and merit criteria, the candidate is able to:
1. Understand how effects are used in the production of audio-visual media	P1: Explain how special effects are used to generate audio-visual content		
	P2*: Explain how visual effects are used to enhance audio-visual content <i>(*Synoptic assessment from Unit 1 Media products and audiences)</i>		
2. Be able to plan audio-visual content with multiple effects for an identified purpose	P3*: Create a production plan for audio-visual content using special effects <i>(*Synoptic assessment from Unit 2 Pre-production and planning)</i>	M1: Discuss the issues and risks for the proposed multiple effects	D1: Evaluate the viability of the proposed use of the multiple effects
	P4: Incorporate visual effect ideas into the production plan		
3. Be able to produce and review planned audio-visual content	P5: Source special effects footage in line with production plan		
	P6: Review and edit sourced footage		
	P7: Apply planned visual effects to sourced footage		

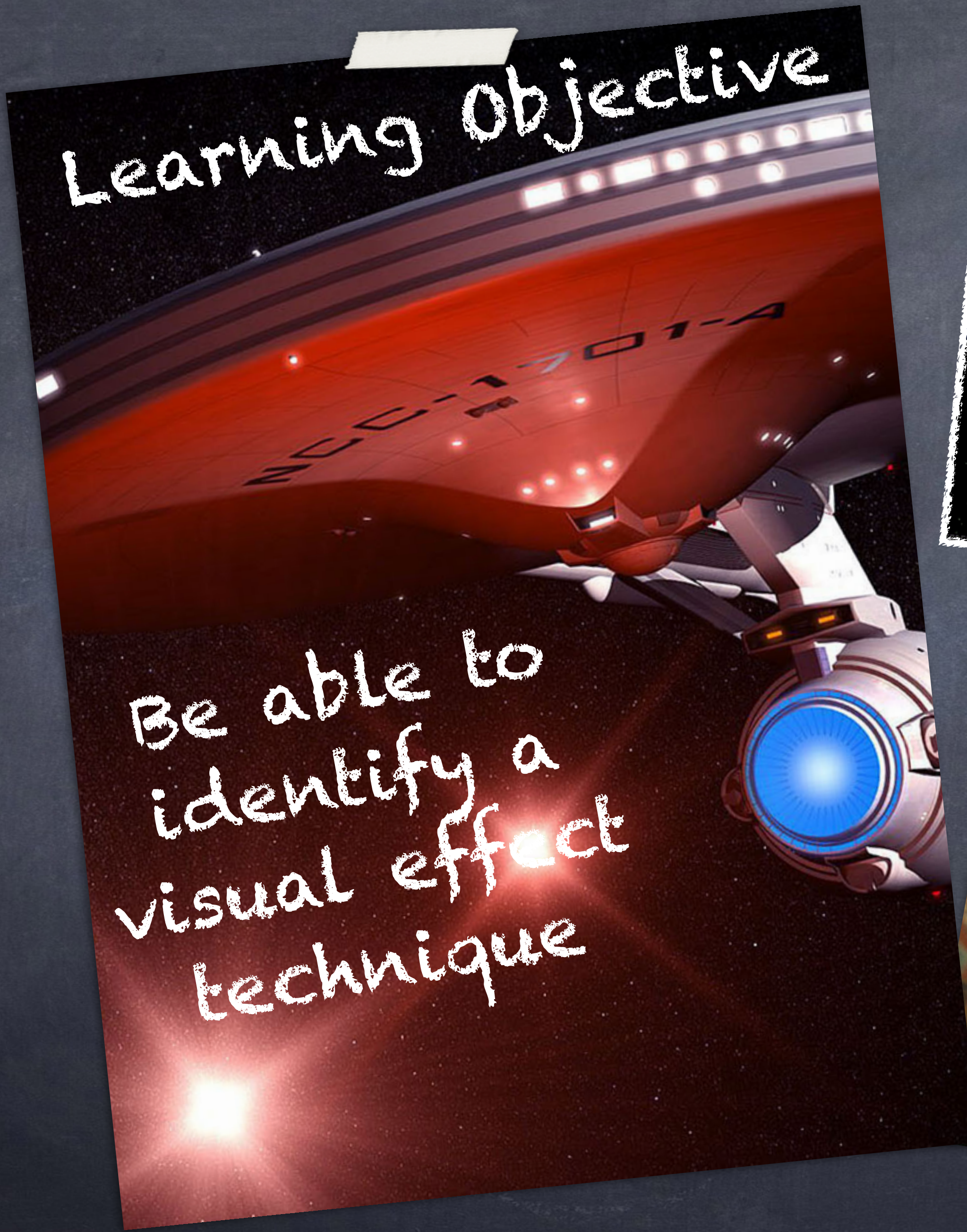
LO	Pass	Merit	Distinction
4. Be able to edit, export and review the production	P8*: Produce and edit footage in line with the production plan applying any final effects <i>(*Synoptic assessment from Unit 3 Create a media product)</i>	M2*: Export the final footage into the planned or final format <i>(*Synoptic assessment from Unit 3 Create a media product)</i>	D2: Justify the creation process against the original production concept plans



Learning objective



Be able to identify a visual effect technique






Learning objective

Be able to identify a visual effect technique





Learning objective:
Be able to identify a
visual effect technique


Write in your own words what a
"visual effect" actually is...



Learning objective:
Be able to identify a
visual effect technique

Write in your own words what a
"visual effect" actually is...


Let's find out how
much you know...



Learning objective:
Be able to identify a
visual effect technique

Let's find out how
much you know...

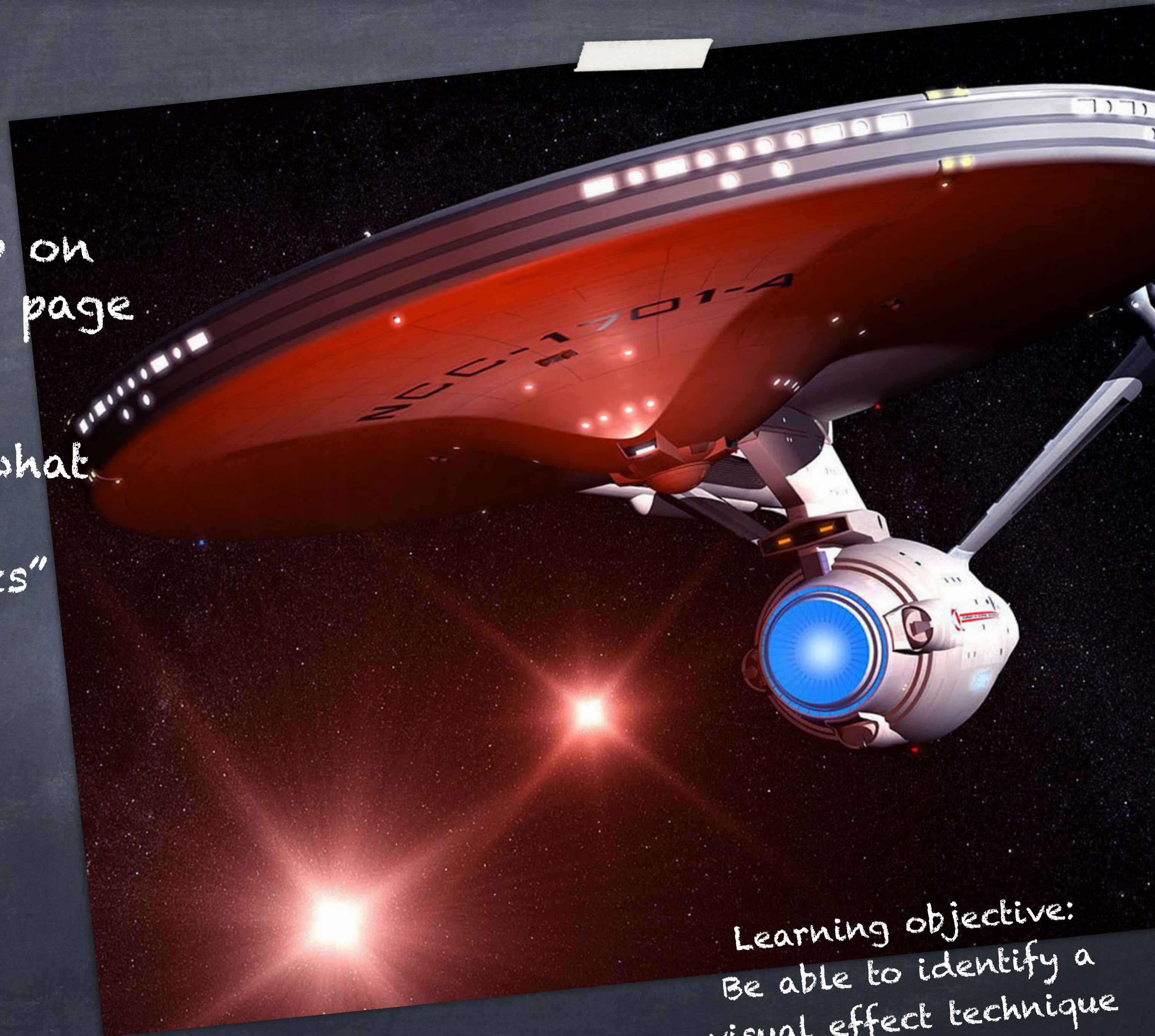
- Watch the clip on the following page



Learning objective:
Be able to identify a
visual effect technique

Let's find out how
much you know...


- Watch the clip on the following page
- Write down 5 examples of what you think are "Visual Effects"



Learning objective:
Be able to identify a
visual effect technique

Let's find out how much you know...

- Watch the clip on the following page
- Write down 5 examples of what you think are "Visual Effects"
- As an extension - do you know what these effects are called?




Learning objective:
Be able to identify a
visual effect technique

Did you spot the VFX?

If visual effects work well then you should totally believe them, but - discuss: How were these shots done?

09:37:06

Learning objective:
Be able to identify a
visual effect technique




Learning Objective Pit Stop

Be able to identify a visual effect technique - how can you evidence this right now?



Learning Objective Pit Stop

Be able to identify a visual effect technique - how can you evidence this right now?





Learning objective:
Be able to identify a
visual effect technique

The sequence you just watched was made in 1992, let us go forward in time when VFX developed further...

Learning objective:
Be able to identify a
visual effect technique

The sequence you just watched was made in 1992, let us go forward in time when VFX developed further...

Can you identify what visual effects techniques were used in the making of this sequence?

Learning objective:
Be able to identify a visual effect technique





So.. What visual effects do you think were used in that sequence?



Learning objective:
Be able to identify a
visual effect technique

So.. What visual effects do you think were used in that sequence?

• Blue Screen



Learning objective:
Be able to identify a
visual effect technique

So.. What visual effects do you think were used in that sequence?

- Blue Screen
- Interactive Light



Learning objective:
Be able to identify a
visual effect technique

So.. What visual effects do you think were used in that sequence?

- Blue Screen
- Interactive Light
- Motion Control Camera



Learning objective:
Be able to identify a
visual effect technique

So.. What visual effects do you think were used in that sequence?

- Blue Screen
- Interactive Light
- Motion Control Camera
- Background Elements



Learning objective:
Be able to identify a
visual effect technique

So.. What visual effects do you think were used in that sequence?

- Blue Screen
- Interactive Light
- Motion Control Camera
- Background Elements
- Matte & Matte Painting

Learning objective:
Be able to identify a
visual effect technique



So.. What visual effects do you think were used in that sequence?

- Blue Screen
- Interactive Light
- Motion Control Camera
- Background Elements
- Matte & Matte Painting

Learning objective:
Be able to identify a
visual effect technique





Here's how it was done...

This sequence was made in the 1990s as well, but how did visual effects change as we go more modern day...

Can you identify what visual effects techniques were used in the making of this next sequence?

Learning objective:
Be able to identify a visual effect technique





So.. What visual effects
do you think were
used in that sequence?

Learning objective:
Be able to identify a
visual effect technique



So.. What visual effects do you think were used in that sequence?

- CGI - Computer generated images created all the images with no use of models, also created all the backgrounds and other elements.

Learning objective:
Be able to identify a visual effect technique



So.. What visual effects do you think were used in that sequence?

- CGI - Computer generated images created all the images with no use of models, also created all the backgrounds and other elements.
- Green Screen

Learning objective:
Be able to identify a visual effect technique



Quick Quiz Plenary



Quick Quiz Plenary

- What is a Matte Painting?



Quick Quiz Plenary



- What is a Matte Painting?
- What is CGI?

Quick Quiz Plenary



- What is a Matte Painting?
- What is CGI?
- What is the difference between Blue Screen and Green Screen?



Quick Quiz Plenary



- What is a Matte Painting?
- What is CGI?
- What is the difference between Blue Screen and Green Screen?
- What is a motion control camera and how does it help make a visual effect shot?

Next Time...

Morphing
3D Animation
Rotoscoping

