


Production Name The Simpsons – Opening Sequence (Pencil Drawn Storyboard)


Storyboard Artist Matt Groening



Scene Number: 1 – Simpsons Living Room

Shot Number: 1


Description: LONG 5 SHOT - The Simpson family run into shot and sit on the sofa. The camera begins a crane backward



Scene Number: 2 – Japanese Workhouse

Shot Number: 2


Description: Camera continues its crane back to reveal the workhouse.



Scene Number: 2 – Japanese Workhouse

Shot Number: 2

Description: Camera finishes the crane back to an ESTABLISHING WIDE SHOT of the workhouse. Hundreds of little Japanese people making merchandise of the Simpsons.




Scene Number: 2 – Japanese Workhouse

Shot Number: 3

Description: MEDIUM SHOT of one of the workers start a PAN LEFT TO RIGHT.

Production Name The Simpsons – Opening Sequence (Pencil Drawn Storyboard)


Storyboard Artist Matt Groening



Scene Number: 2 – Japanese Workhouse

Shot Number: 3

Description: PAN FINISHES ON A MLS of Boy who is handed a picture of Lisa Simpson, the young boy walks out camera left.



Scene Number: 3 – Japanese Workhouse – Vat Room

Shot Number: 4


Description: Start on a MS of the boy as he carries the picture of Lisa, pull out to WIDE revealing another worker standing on a ladder.



Scene Number: 3 – Japanese Workhouse – Vat Room

Shot Number: 5

Description: MLS of the boy as he dips the picture into the Vat – he is looking very sad.



Scene Number: 3 – Japanese Workhouse – Vat Room

Shot Number: 6

Description: TILT DOWN from the boy to the floor to reveal a ladder and a whole in the ground. (Have a rat stealing a bone nearby)