

Any idea what elements are
needed to create this image?



BECAUSE YOUR WORLD IS CHANGING

ROB2 - CREATIVE MEDIA

CREATING DIGITAL GRAPHICS

LESSON 1



Learning Objectives


Understand what you will be doing in this unit.

Identify the resources you have access to.


Find out how to use Adobe Photoshop




HOW THIS COURSE WORKS



Unit R082
Creating
Digital
Graphics



Unit R081
Pre-
Production
Skills
(Exam)



Unit R088
Creating a
Digital
Sound
Sequence



Unit R088
Designing a
Game Concept



All 4 elements have to be passed for





Please Note...

All work is individual no part of the course is working in a team.

All work must be printed out and presented physically.



Resources!

You **MUST** use the website to check out your progress and to download resources you will need. Everything is there!

Also use the iBooks to learn about Photoshop!

Deadlines must be met!

IN THIS UNIT YOU WILL BE EVIDENCING FOUR AREAS:

- ✓ **LEARNING OUTCOME 1:**
UNDERSTAND THE PURPOSE AND PROPERTIES
OF DIGITAL GRAPHICS
- ✓ **LEARNING OUTCOME 2:**
BE ABLE TO PLAN THE CREATION
OF A DIGITAL GRAPHIC
- ✓ **LEARNING OUTCOME 3:**
BE ABLE TO CREATE A DIGITAL GRAPHIC
- ✓ **LEARNING OUTCOME 4:**
BE ABLE TO REVIEW A
DIGITAL GRAPHIC





Starter

? What do you know about Adobe photoshop?

? What is it?

? Has anyone ever used it?



Ps

These digital graphics were all created using





TASK:

Using the Apple iBook
and teacher support, open
up Photoshop.
Watch movie 1.1, 1.2
then import an image!



Plenary

Explain how you have met today's learning objectives to someone else in the class...

The learning objectives were...

Learning Objectives

Understand what you will be doing in this unit.

Identify the resources you have access to.

Find out how to use Adobe Photoshop



Learning Objective

Understand what you will be doing in this unit.

Identify the resources you have access to.

Find out how to use Adobe Photoshop

